

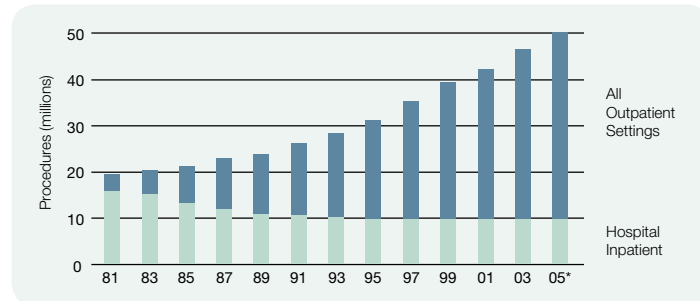


641

MIDMARK 641 BARRIER-FREE®
POWER PROCEDURES CHAIR

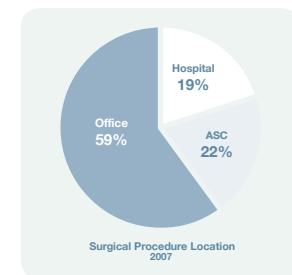


Are you positioned to benefit from office-based procedures?



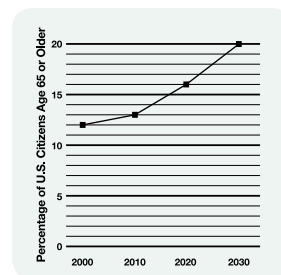
Source: Avalere Health analysis of Verispan's Diagnostic Imaging Center Profiling Solution, 2004, and American Hospital Association Annual Survey data for community hospitals, 1981-2004. *2005 values are estimates.

The number of procedures performed in the U.S. is rapidly increasing, and advances in anesthesia and innovations in surgical techniques have allowed a shift of these procedures to outpatient settings. These trends will continue as efforts intensify to combat the escalating costs of healthcare.



Source: American Society of Plastic Surgeons

Today, more than half of all surgical procedures are performed in office-based settings. Experts predict this percentage will continue to increase as healthcare professionals seek ways to improve practice efficiency and profit.



Source: U.S. Census Bureau

The percentage of U.S. citizens age 65 or older will climb steadily over the next two decades. This aging population, consisting primarily of more active and demanding baby boomers, is expected to increase overall demand for office-based procedures.

The time to benefit from office-based procedures is now. The Midmark 641 offers the positioning, accessibility and patient comfort you require in order to complete procedures in your office... and it's affordable.



The Midmark 641 delivers maximum accessibility to your patient.



Patient Accessibility
Narrow patient support surface and slim back section provide the accessibility you require. Work closer to the patient with proper posture for a long, injury-free career.



Side Rail Adjustment
Tuck away side rail for improved accessibility to the patient. Extend for mounting accessories. To adjust, simply loosen knob, position rail and tighten knob.

More standard features...



Standard Hand and Foot Controls Offer Versatility in Patient Positioning

Two attachment ports allow connection of both the hand and foot controls.

The ergonomic design gives the controls a high-end appearance and allows for comfortable operation. The protective overlay on the foot control provides resistance to dirt and liquids, making it extremely easy to clean.

Auto-Return (returns seat to lowest height) and QuickChair™ (returns chair to Barrier-Free entry position) offer efficient patient dismounting. *Programmable controls shown.*

Foot Extension

Squeeze recessed lever on either side to unlock and rotate to extend for taller patients. Lightweight for easy operation and equipped with safety system to prevent collision with floor.



Premium Comfort System™

Advanced elastomeric material stretched over a seat cutout enhances patient comfort for a "chair-like" feel in a procedures table.



Paper Roll Holder

Holds 18" x 3 1/2" paper roll in a traditional location right behind the headrest.



Versatile positioning. Maximum head and neck access. Premium comfort.



Height Adjustment

Accommodate taller patients with simple adjustment. Loosen knob, move headrest to desired position and tighten knob. Positive clamp action assures stability. Headrest is also removable.

Powered Multi-Positioning

Proper patient positioning is critical during procedures. Powered movement of seat, back, foot and tilt offer multi-positioning capabilities, improving comfort and reducing likelihood of injury.



Trendelenburg



Semi-Fowler



Flat



Barrier-Free Entry

Options that improve efficiency

In a healthcare environment of increasing complexity and patient volume, office efficiency has never been more important. Equipping the Midmark 641 with options designed to deliver procedure room efficiency is a smart choice and wise long-term investment.



Rotation

Procedure rooms are being equipped with more and larger devices. Inefficiency results when having to move them to the patient. Optional rotation simplifies this task by allowing the patient to be repositioned instead of the device.

Photos illustrate typical hair removal procedure where both legs receive treatment. Notice how repositioning of the patient has allowed the intense pulsed light unit to remain stationary in the room.

Simple touch of pedal (illustrated below) on either side of chair permits 350 degrees of rotation; touch pedal again to lock chair in place. It's that easy!



Programmability

Enjoy the time savings of optional One-Touch Positioning. Press a single button and ALL sections move simultaneously from chair (or any current position) to flat position (or any programmed position). Store four favorite positions.



Electrical Outlets

Optional hospital grade outlets (on each side) allow easy access to electrical power providing a clean look to the room and floor space free of power cords.

641 Headrest Accessories

Flat Headrest

Flat surface prevents pooling of liquid and allows easier side-to-side movement of head.

Dimensions: 8" H x 9" W



Magnetic Headrest

Slide contoured section anywhere along flat section to achieve optimal positioning. Held in position by magnets.

Dimensions: 8" H x 10" W



Oval-Shaped Headrest

Oval, contoured surface increases patient comfort without sacrificing accessibility to patient.

Dimensions: 13" H x 13" W



Rectangular-Shaped Headrest

Accommodates larger patients and, during procedures, can serve as resting location for arms.

Dimensions: 12" H x 19" W



U-Shaped Headrest

Provides comfortable, proper support of head for patients in prone position. Positioning flexibility assures proper alignment of patient's back for increased comfort.

Dimensions: 10" H x 11 1/2" W



Headrest Interchangeability

Easily adapt to different requirements with tool-less interchangeability of several headrest accessories. To detach, loosen knob, rotate headrest up and remove. To attach, align and engage, rotate headrest down and tighten knob.



Articulating Armboard


Attaches to either side of chair and supports patient's arm during procedures and administering of IVs. Ball joint design permits multi-directional movement. Squeeze lever, position armboard and release lever...it's that simple!

Dimensions: 7" W x 24" L



Restraint Straps

Improve safety by securing patient to chair before, during and after procedure. Restraint strap width and location are adjustable accommodating different patient demographics.



Fixed Armboard


Similar to articulating armboard, less ball joint design and multi-directional movement. Height and position on side rail are only adjustments.

Dimensions: 7" W x 24" L



Double Arm Instrument Tray

Holds instruments and supplies where needed most...close to the patient. Attaches to either side of chair saving valuable floor space. Double arm design allows wide range of motion. Single arm version available.



Hand Surgery Armboard

Attaches to either side of chair and supports patient's arm and hand. Adjustable leg extends to floor for increased stability. Attachment clamp allows rotary adjustment of armboard.

Dimensions: 8 1/2" W x 26" L



IV Pole

Attaches to either side of chair saving valuable floor space. Adjustable height.



Casters

Locking casters provide mobility without sacrificing valuable floor space. Casters add 3 1/2" to minimum and maximum seat height and create space under chair for Mayo stand legs.



Wrist Rest Support

Reduces fatigue of staff when supporting patient's head during procedure. Supports adjust up and down and also pivot.

Improve the functionality of your office with additional Midmark 641 accessories.

ACCESSORIES...that add versatility



Chair Arms
Upholstered and contoured for comfort. Arms automatically lower with chair back, offering patients a sense of security and place to rest arms. Arms swivel and lock into different positions and are removable...all without use of tools.



Wireless Hand Control



Wireless Foot Control



Wireless Controls
Remove cords and eliminate obstacles. Enjoy freedom of locating the hand and foot control anywhere in the room. Low battery audible indicator provides early warning of approaching battery replacement.

Specifications

Patient Weight Capacity:
450 lb. (204 kg)

Height:
Minimum 19" (48.3 cm)
Maximum 40" (101.6 cm)

Seat Tilt Angle Range:
0° to 30°

Back Support Angle Range:
0° to 85°

Foot Support Angle Range:
0° to 90°

Optional Electrical Outlet Rating:
115 VAC, 3 Amps

Electrical Ratings

115/230 VAC, 8.5/4.5 Amps, 50/60 Hz
(for standard and rotation models)

115 VAC, 11.5 Amps, 50/60 Hz
(for standard models w/outlets)

Safety Standards

UL 60601-1 and CAN/CSA C22.2
No. 601.1-M90

Options

Premium Upholstery Top:

Seamless design for easy cleaning

Ultra-Premium Upholstery Top:

Stitched, plush design for high-end appearance and unparalleled comfort

Programmability: Four positions that you customize to your needs

Electrical Outlets: Duplex, hospital grade (on each side)¹

Rotation: Allows 350° of table rotation and adds 3.5" to the minimum and maximum seat height specifications

Accessories

Arms, chair⁵

Armboard, fixed

Armboard, articulating

Armboard, hand surgery

Caster base¹

Casters¹

Control, foot, disc-style

Control, wireless, linear-style²

Control, wireless, disc-style²

Cord, power, 3' length

Headrest, flat

Headrest, U-shaped⁴

Headrest, oval-shaped⁴

Headrest, rectangular-shaped⁴

Headrest, magnetic

Cover, foot section

Support, wrist rest

Tray, instrument, double arm³

Tray, instrument, single arm³

Pole, IV³

Rail, base

Screen, vision block³

Straps, restraint

¹ – Not available on rotation models

² – Includes hand and foot control (with batteries)

³ – Requires base rail accessory

⁴ – Not compatible with wrist rest support accessory

⁵ – Interference with armboard accessories will likely occur



Perimeter contouring of patient support surface provides width in seat and foot sections and narrowness in back and head sections, satisfying patient comfort and physician accessibility.

Length measures 73" ... can be increased to 79" by extending headrest.

Ultra-Premium upholstery shown.

Premium Solid Upholstery Colors

Blueberry - 235

Cashmere Blue - 239

Silver Sage - 236

Terra Cotta - 240

Fossil Grey - 238

Tea Green - 237

Black - 312

Premium Pattern Upholstery Colors

Belagio - 247

Capri - 251

Siena - 248

Treviso - 252

Firenze - 250

Tuscany - 249

Ultra-Premium Solid Upholstery Colors

Ultra-Pacific Blue - 241

Ultra-Sky - 245

Ultra-Spruce - 242

Ultra-Canyon - 246

Ultra-Arctic - 244

Ultra-Olivine - 243

Ultra-Raven Wing - 228



CARB 93120.2 Phase 1 Compliant

Midmark is an ISO 13485 and ISO 9001 Certified Company
For more information or a demonstration, contact your Midmark dealer or Call: 1-800-MIDMARK Fax: 1-800-365-8631
Outside the U.S.A. Call: 1-937-526-3662 Fax: 1-937-526-8392
or visit our website at midmark.com

© 2007 Midmark Corporation
60 Vista Drive P.O. Box 286 Versailles, Ohio 45380-0286
Products subject to improvement changes without notice
Litho in U.S.A. 007-0648-00 Rev. C1 (8/10)



Because we care.